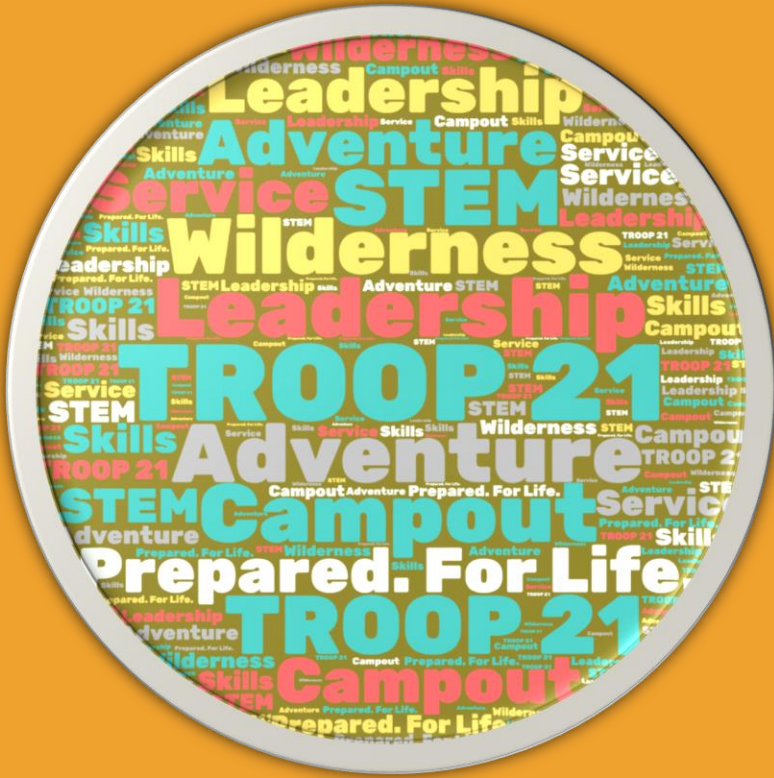


2023



Welcome to
Troop 21



Table of Content

Click to View

[Who We Are](#) [p. 03](#)

[How to Join](#) [p. 06](#)

[Scouting Quick Start](#) [p. 15](#)

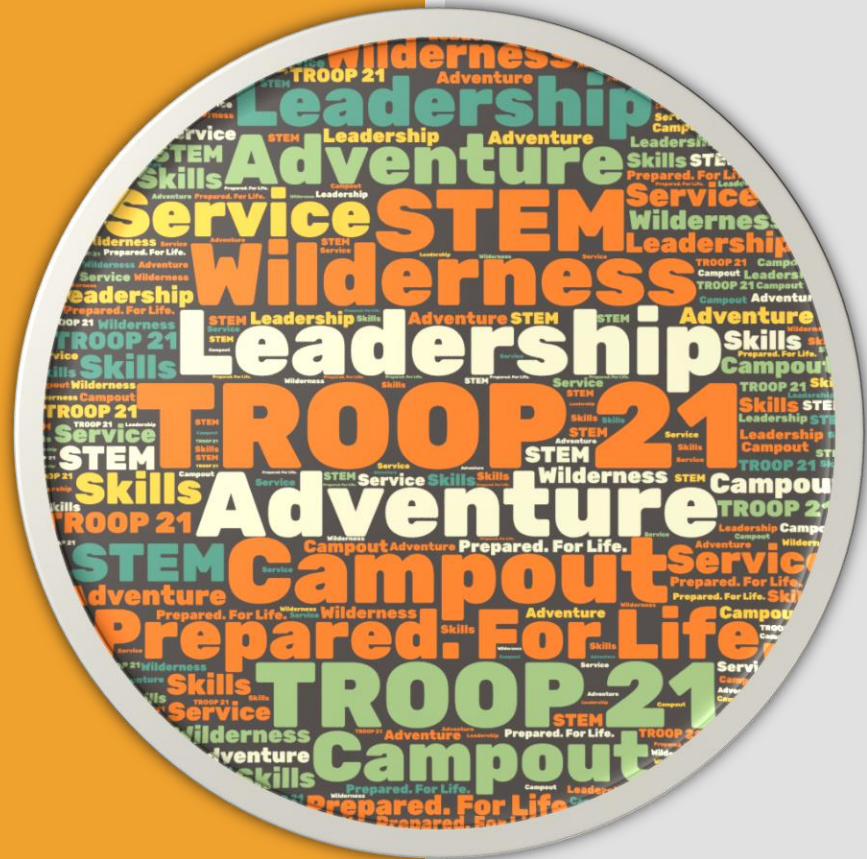
[Parent Involvement](#) [p. 25](#)

[Resources](#) [p. 28](#)

[Communication](#) [p. 30](#)

[Troop Contacts](#) [p. 31](#)

Who We Are





Boy Scouts of America

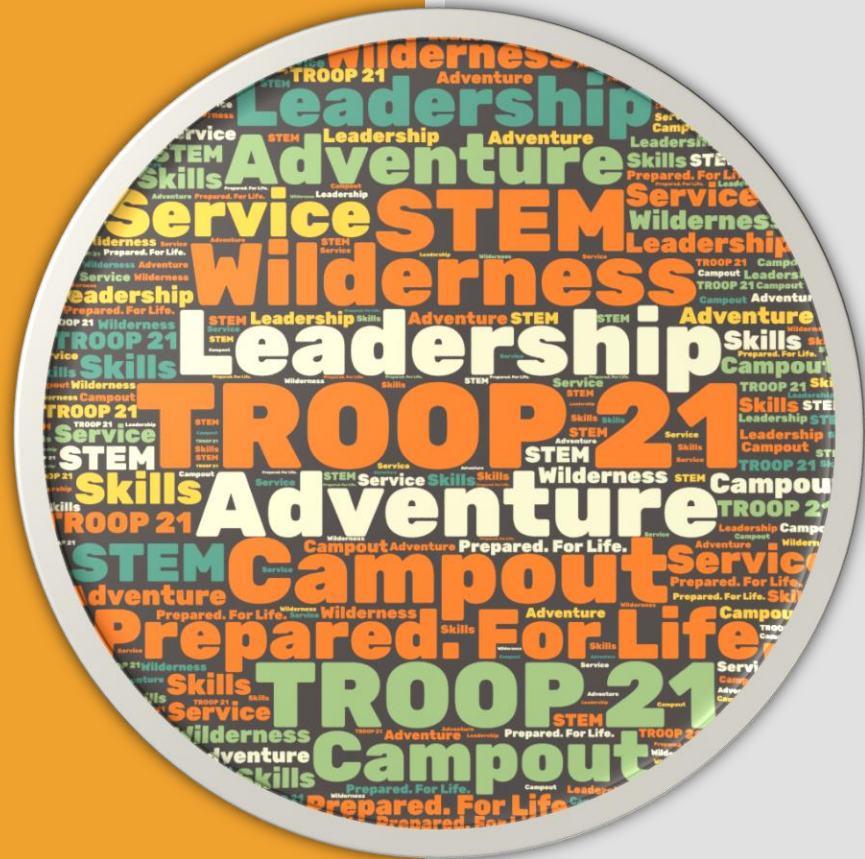
Mission Statement: The mission of Boy Scouts of America is to prepare young people to make ethical and moral choices over their lifetimes by instilling in them the values of the Scout Oath and Law.




Troop 21

Troop 21, one of the oldest troops in Pasadena, proudly has almost 200 Eagle Scouts. It encourages camping, backpacking, community service, STEM, leadership development, and more.

How to Join




Youth Membership



Age & Grade Requirement

Must be 11 years old OR have completed 5th grade OR earned Arrow of Light.



New Scouts

Click [HERE](#)
to Continue




Transfers

Click [HERE](#)
to Continue



Fees

Click [HERE](#)
to Continue



New Scout Registration



Back to Youth Membership

1. Register Online & Pay Council Fee



Girl Troop

Click [here](#) to register online



Boy Troop

Click [here](#) to register online

2. Fill Out Paper Forms & Pay Troop Fee



Activity Consent Form

Print form [here](#) and return to Membership Chair (June Kiesel)



Medical Forms

Print forms [here](#) and return to Medical Records (Tanya Potts)



Fees

Click [here](#) for instructions



Transferred Scout Registration



[Back to Youth Membership](#)

1. Log in to my.scouting.org (Parent Account)

Select "Menu"



Select "My Application"



Select "Transfer" for your child



Select "Troop" for Unit Type



Select "0021" for Unit Number



Select Boy or Girl only as appropriate

2. Fill Out Paper Forms & Pay Troop Fee

Activity Consent Form



Print form [here](#) and return to Membership Chair (June Kiesel)

Medical Forms




Print forms [here](#) and return to Medical Records (Tanya Potts)

Fees




Click [here](#) for instructions

Adult Membership



Requirements

- Parents must be registered with the troop in order to attend outings
- There are mandatory trainings for adult membership



New to
Scouting

Click
[HERE](#) to
Continue



Transfers

Click
[HERE](#) to
Continue




Fees

Click
[HERE](#) to
Continue



Trainings

Click
[HERE](#) to
Continue



New Adult Registration

 [Back to Adult Membership](#)

1. Register Online & Pay Council Fee



Girl Troop

Click [here](#) to register online



Boy Troop

Click [here](#) to register online

2. Fill Out Paper Forms & Pay Troop Fee



Medical Forms

Print forms [here](#) and return to Medical Records (Tanya Potts)



Fees

Click [here](#) for instructions



Transferred Adult Registration



Back to Adult Membership

1. Log in to my.scouting.org (Parent Account)

Select "Menu"



Select "My Application"



Select "Multiple" instead of "Transfer"



Select "Troop" for Unit Type



Select "0021" for Unit Number

2. Fill Out Paper Forms & Pay Troop Fee



Medical Forms

Print forms [here](#) and return to Medical Records (Tanya Potts)



Fees

Click [here](#) for instructions

Fees



- **National and Council Fees:**


- Currently, the BSA and GLAAC fees are:
- **Youth: \$162** (plus \$25 one-time registration fee if new to scouting).
- **Adult: \$77**
- When registering online, these fees will be paid directly to BSA at the time of registration.
- Subsequently, these fees will be paid to the troop each September when the troop charter is renewed.

- **Troop Fee:**

- Troop fee is **\$60 per youth** per fiscal year, Oct – Sept, prorated by month.
- Submit payment via Zelle: **t21pasadena@gmail.com**
- Mail checks to the troop treasurer

Troop 21 % Mike Culver
259 S Roosevelt Ave
Pasadena, CA 91107

 [Back to Youth Membership](#)

 [Back to Adult Membership](#)

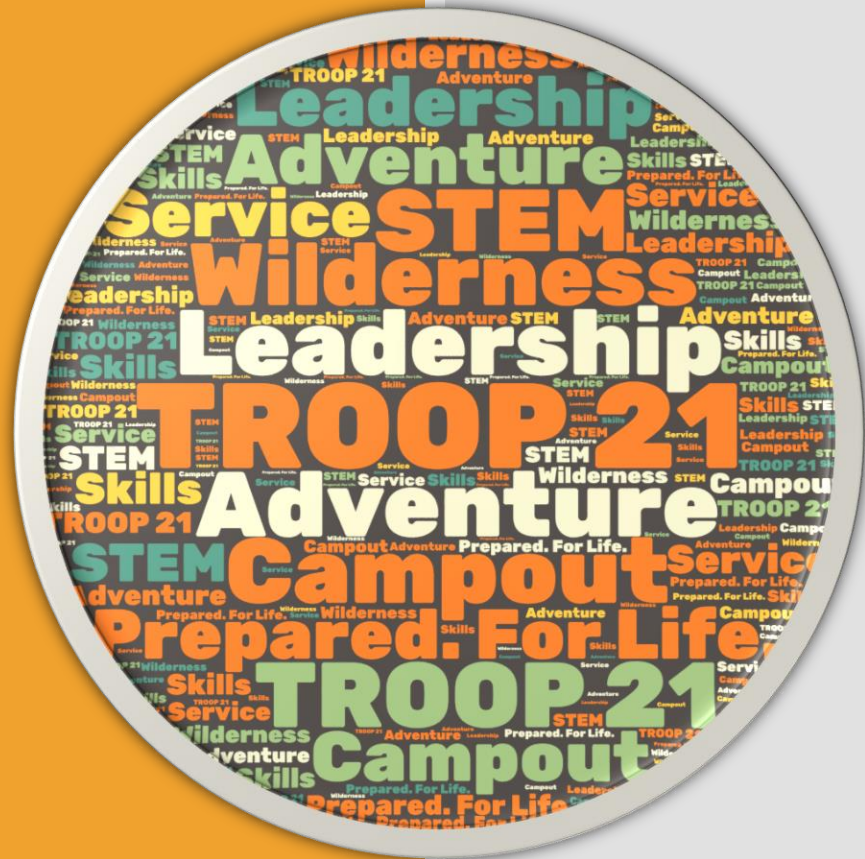


Adult Trainings



- **Youth Protection Training:** Required for all registered adult members.
- **AB 506 State Mandated Reporter Training:** Required for all volunteer positions.
 - **Youth Protection Training** - Must be completed annually. It is available as an online course at <http://my.scouting.org> which should take approximately 20 minutes.
 - **AB-506** (new this year) - Complete Mandatory Reporter training for volunteers and get a LiveScan background check. Go to californiascouting.org/glaac for more information.

Scouting Quick Start



Uniform & Handbook

- **Class A Uniform**

- Tan shirt
- Council and American flag patches
- Unit number patch ("2" and "1")
- Dark green epaulets
- Green pants
- BSA socks
- BSA belt
- Sash
- Scout Handbook



Available at the Scout Shop: 411 E Huntington Dr., Ste. #117, Arcadia

- **Provided by troop:**

- Patrol patch
- Rank patches (when earned)
- Merit Badge patches (when earned)

- **Class B Uniform**

- Worn on most outings, at camps, etc.
- Available at tinyurl.com/t21classb for \$20



Troop Meetings

- Day: Mondays
- Time: 7:30 – 8:30 PM
- Location: Salvation Army Pasadena – 960 E. Walnut St. Pasadena, CA 91106
- Scouts can meet with leaders at 7:00 as needed for rank advancement skills sign-offs in the Scout Handbook, discuss merit badge requirements with counselors, Eagle advisor meetings, etc.
- Parents can stay or drop off/pick up scouts, or get trained as leaders and participate.
- Parent Meetings are the first Monday of the month during the 7:30 scout meeting.

Rank Advancement

- There are 7 ranks
 - Scout
 - Tenderfoot
 - Second Class
 - First Class
 - Star
 - Life
 - Eagle



- Must be completed in order, but Tenderfoot through First Class requirements can be worked on simultaneously.
- Requirements for each rank are listed in boy scout handbook. As each requirement is completed, it should be signed off by a unit leader.
- First 4 ranks are skill based. Higher ranks are focused on merit badges, leadership, and service.

Rank Advancement

- Last two requirements for each rank are:
 - **Scoutmaster conference** - A meeting between the scoutmaster and the scout to discuss their progress in this rank. The scoutmaster will verify that all requirements have been met.
 - **Board of Review** - A final review with the scout with a panel of 3 leaders in the troop.
- Currently, these are held the last Monday, during the troop meeting (the link to sign up is: <https://tinyurl.com/t21bor>).
- This can be intimidating for younger scouts. But, it is actually more of a “celebration of accomplishment” than a test or a challenge.
- Class A uniform should be worn.
- Bring scout handbook to both Scoutmaster Conference and Board of Review
- Take a picture of signed off requirement pages after each Board of Review

Merit Badges

- More than 135 merit badges to choose from
- Must earn a total of at least 21 merit badges to earn Eagle Rank.
- Of those 21, there are 15 specific merit badges that must be earned

- First Aid
- Citizenship in the Community
- Citizenship in the Nation
- Citizenship in Society
- Citizenship in the World
- Communication
- Cooking
- Personal Fitness
- Emergency Preparedness OR Lifesaving
- Environmental Science OR Sustainability
- Personal Management
- Swimming OR Hiking OR Cycling
- Camping
- Family Life



The Blue Card

- Can purchase at Scout Store
- A blue card is used for each badge your Scout will work on. It should be filled out (see highlighted areas) before starting work on a merit badge. Watch this video to learn how to fill out a blue card properly: <https://youtu.be/DSMnQyzOrmM>
- Scoutmaster signs front of card before starting work on merit badge and signs back of card when badge is completed.
- Three parts to card: counselor keeps one part, troop keeps one part, and scout keeps center part.
- Completed badges are recorded online using Scout Book. Parents should NOT mark badges (or rank advancements) as "APPROVED" themselves.

Record Keeping

It's very important to hold onto the record of your scout's progress!

Suggested:

- 3 Ring Binder
- 8.5 x 11 Sheet Protectors (to store in-progress merit badge information)
- Trading Card Sheet Protectors (At least 3 pages, 9 slots per page)
- [Merit badge page labels](#)

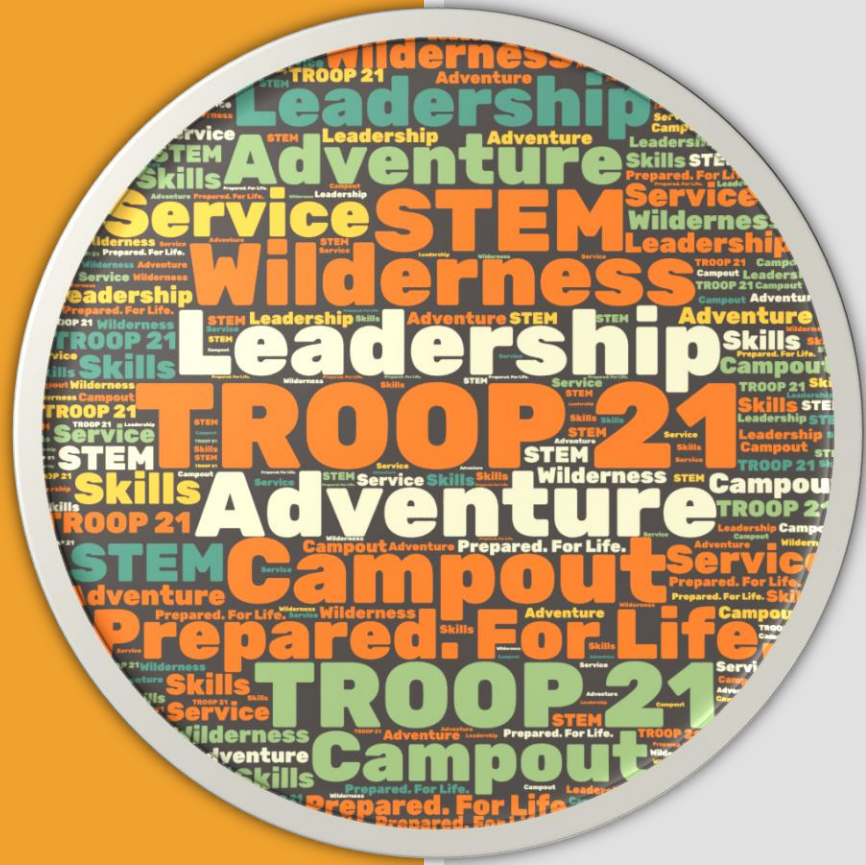
Make copies of rank advancement pages from handbook

Scoutbook - log of requirements completed, merit badge progress, hikes, service, etc

Outings

- Camping
 - Aim for bi-monthly campouts
 - Favorites: Joshua Tree in January, Shady Cove in September
- Day trips
 - Variety of activities based on leader availability
 - Past activities has included: Hikes, Bike rides, fishing expedition, escape room, Edwards Air Force Base
- Council Camps
 - Camp Big Horn
 - Camp Cherry Valley
- High Adventure Trips
 - Every 2-3 years
 - Philmont
 - Northern Tier
 - Florida Sea Base
 - Summit Bechtel

Parent Involvement



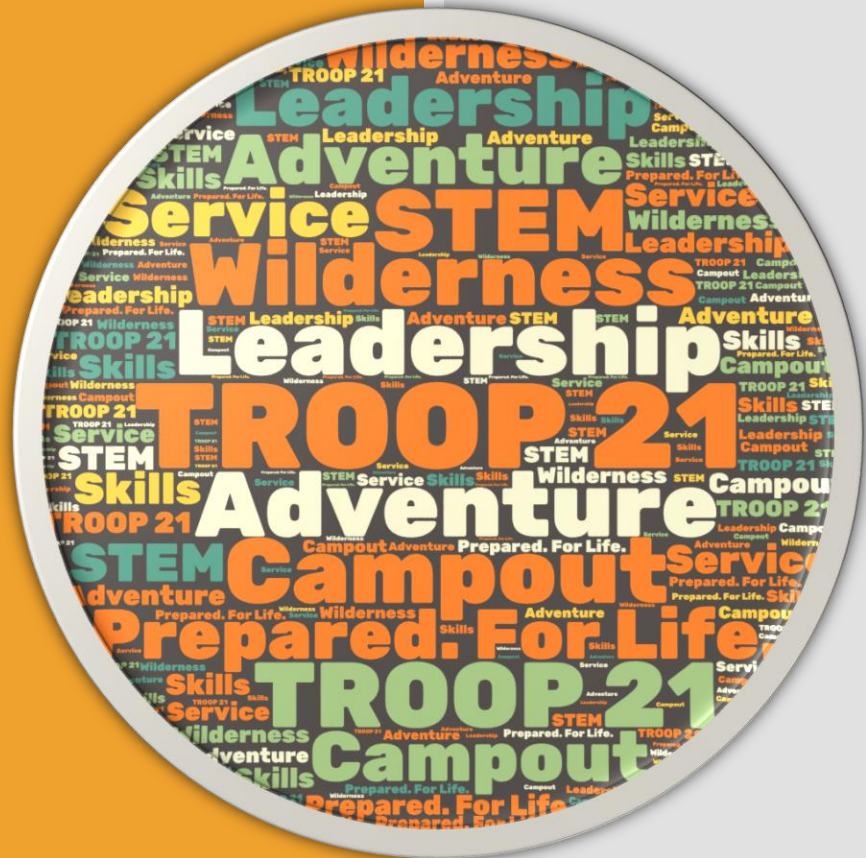
Volunteer Positions

- Parent involvement is key to the success of the troop, and you can jump in at any level to help support your Scout. Areas where parents can help:
- Event Coordinator
 - Assists with logistics, form collection, etc. for an event. Can be any parent, does not need to be registered with the troop.
- Assistant Scoutmaster
 - Works directly with scouts to facilitate advancement
 - Must be a registered adult in the troop
 - Requires some online and some in-person training
- Committee Member
 - Helps guide the direction of the troop
 - bi-monthly meetings
 - Positions include treasurer, committee chair, secretary, advancement chair, etc. Must be a registered adult and requires online training
- Merit Badge Counselor
 - Council position
 - No registration fee
- Unit Scouter Reserve
 - Registered adult with no specific responsibilities

Survey & Application

- **Resource Survey:**
- Fill out the form to let us know what skills or resources you have that might benefit Troop 21. Click [HERE](#) for the survey.
- **Merit Badge Counselor Application:**
- If you are interested in becoming a Merit Badge counselor, please fill out the application [HERE](#), or contact Merit Badge Counselor Chair.

Resources



Resources

- **Scoutbook:** <https://scoutbook.scouting.org/>
 - Scoutbook is the primary portal for generating communications to you and tracking ranks & badges.
 - Do not create an account for your scout independently. You will receive an email invitation to set up an account and to connect to your scout on Scoutbook.
- **My Scouting:** <https://my.scouting.org>
 - For required adult training, create an account for yourself as an adult.
- **Troop 21 Website:** <http://troop21pasadena.org>
- **Council Website:** <https://greaterlascouting.org>

Troop Contacts

- Committee Chair:
 - Corey Hegger / corey_hanson@hotmail.com
- Committee Co-chair:
 - Dene' Jolly / jollygirlo34@gmail.com
- Scoutmasters:
 - Marc Errico / errico@gmail.com
 - Patrick Shopbell / pshopbell@gmail.com
- Medical Records:
 - Tanya Potts / tpottsie@gmail.com
- Treasurer:
 - Mike Culver / michael.daniel.culver@gmail.com
- Advancement Chair:
 - Roger Kiesel / rogerkiesel@hotmail.com
- Membership Chair:
 - June Kiesel / wanejune@hotmail.com
- Merit Badge Counselors:
 - Marina Guerrero / mrandsmrsguerrero@gmail.com
- Chartered Org Rep:
 - Josh Cowing / josh.cowing@usw.salvationarmy.org